Level 4 Structure (All Staff Jan 2024)

Secondary School

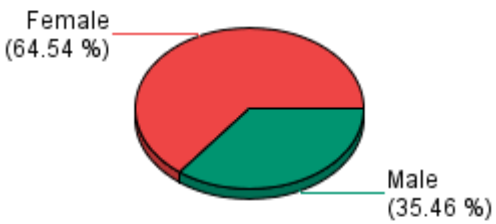

Female	Male
64.54%	35.46%

N.B. Data is collected related to staff who do not identify with the gender assigned at birth, but numbers are too low to report without risking identifying individuals.

Gender

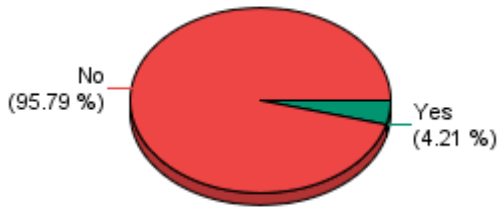

No	Yes
95.79%	4.21%

Not Known
21.14%

Disability

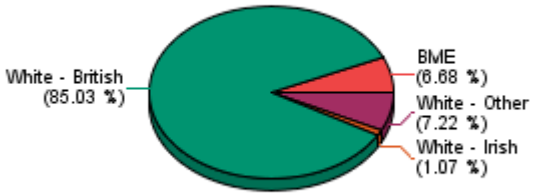

BME	6.68%
White - British	85.03%
White - Irish	1.07%
White - Other	7.22%

Prefer Not To Say	Not Known
1.31%	0.7%

Ethnicity

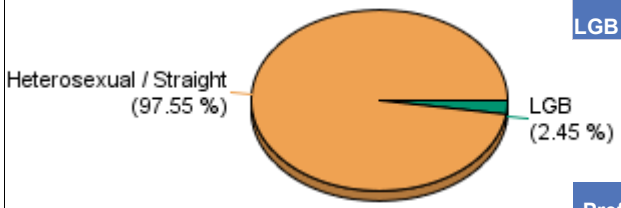

Heterosexual / Straight	97.55%
LGB	2.45%

Prefer Not To Say	Not Known
3.32%	53.89%

Sexual Orientation

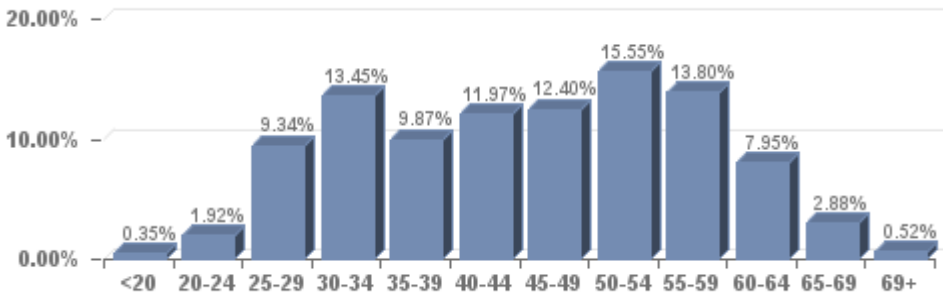

Age Profile

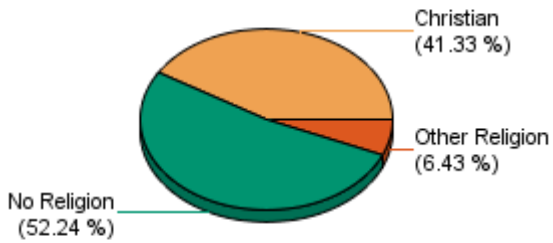

Christian	41.33%
No Religion	52.24%
Other Religion	6.43%

Prefer Not To Say	Not Known
2.1%	53.1%

Religion