Level 5 Structure (All staff Jan 2024)

Blatchington Mill School

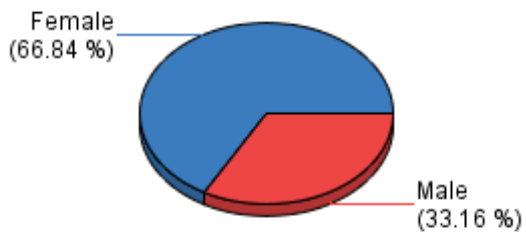

Female	Male
66.84%	33.16%

N.B. 'Trans' staff data is monitored but it is not reported here for confidentiality reasons

Gender

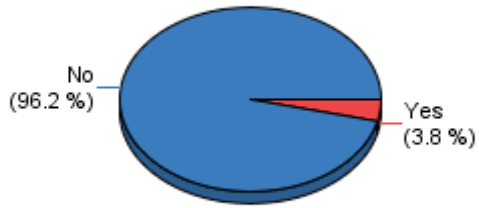

No	Yes
96.2%	3.8%

Not Known
18.13%

Disability

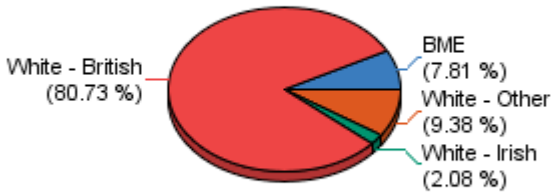

BME	7.81%
White - British	80.73%
White - Irish	2.08%
White - Other	9.38%

Prefer Not To Say	Not Known
0.52%	0%

Ethnicity

Heterosexual / Straight	95.85%
LGB	4.15%

Prefer Not To Say	Not Known
5.18%	39.9%

Sexual Orientation

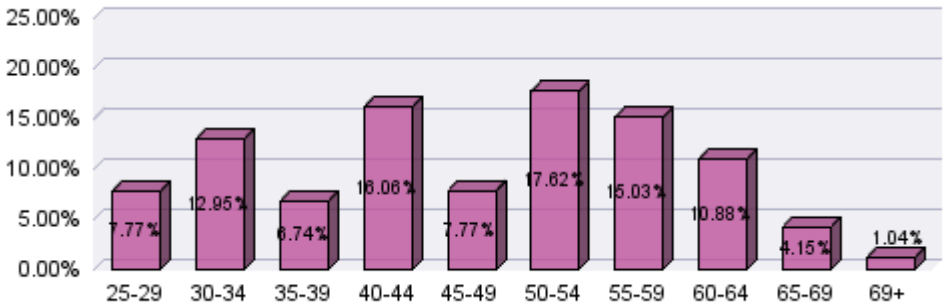

Age Profile

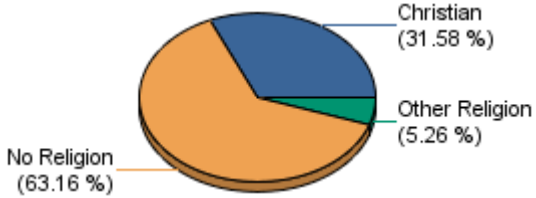

Christian	31.58%
No Religion	63.16%
Other Religion	5.26%

Prefer Not To Say	Not Known
2.59%	38.34%

Religion